

HHW REPORTER

4TH QUARTER 2016

NEWS AND PARTICIPATION STATS FROM
THE HOUSEHOLD HAZARDOUS WASTE CENTER

1301 Lamont Avenue
Kalamazoo, MI 49048
269.383.8741
www.kalcounty.com/hhw



✓CHECK IT OUT:

[EPA Safer Choice Program](#)

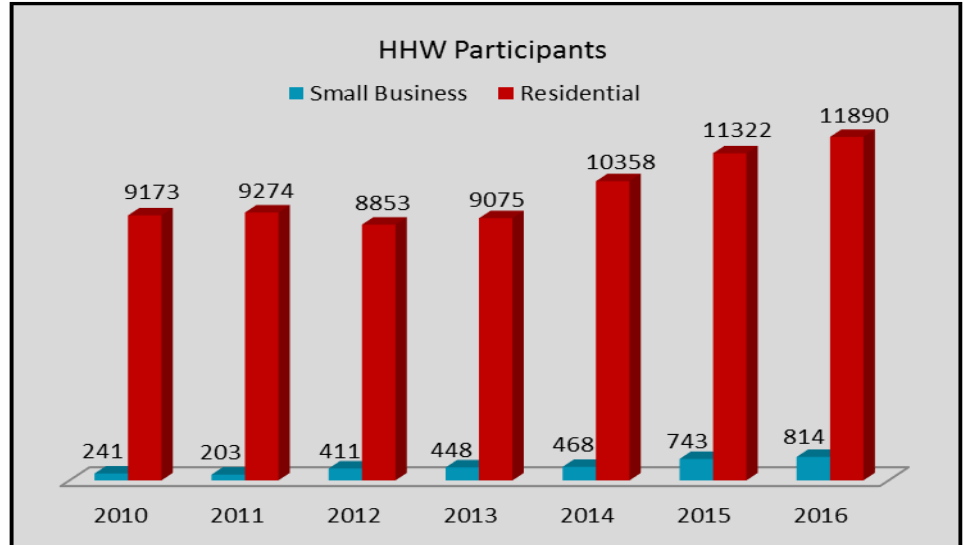
2017 Expected Closures:

March 3 (Training)
July 4 (Holiday)
August 7-12 (Fair)
September 8-9 (Street Rods)
November 23-24 (Thanksgiving)
December 22, 2017 - January 1, 2018 (Winter Break)

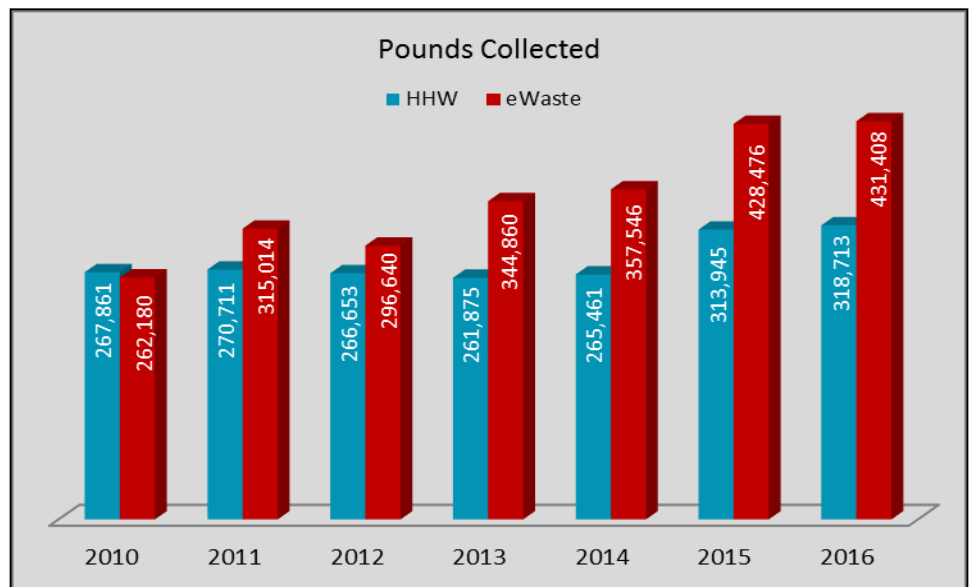
2017 SATURDAY COLLECTIONS 8:00am-12:00pm

January 14
February 11
March 11
April 8
May 13
June 10
July 8
October 14
November 11
December 9

HHW Center By the Numbers



HHW participation continues a steady climb and in turn increases pounds collected. HHW Center staff promote hazardous waste recycling by attending community events throughout the year. Monthly advertising can be found in the South County News and Spark Magazine. Our webpage has up to date information and a [HHWlistserv](#) that anyone can sign up for to receive updates from the HHW Center.



4TH QUARTER HHW CENTER PARTICIPATION

Municipality	Oct	Nov	Dec	4th Quarter Total
Alamo Township	26	9	10	45
Almena Township	12	8	7	27
Antwerp Township	15	22	9	46
Augusta Village	0	3	0	3
Berrien County	0	4	0	4
Brady Township	14	24	17	55
Charleston Township	11	14	2	27
Climax Township	13	8	2	23
Climax Village	2	9	0	11
Comstock Township	85	125	39	249
Cooper Township	57	64	22	143
Kalamazoo City	212	234	111	557
Kalamazoo Township	99	88	41	228
Oshtemo Township	105	114	41	260
Parchment City	9	15	2	26
Pavilion Township	35	31	21	87
Paw Paw Township	6	7	2	15
Portage City	245	234	117	596
Prairie Ronde Township	5	11	3	19
Richland Township	48	74	34	156
Richland Village	1	7	5	13
Ross Township	28	34	17	79
Schoolcraft Township	23	18	13	54
Schoolcraft Village	3	4	1	8
Texas Township	75	98	20	193
Vicksburg Village	9	6	4	19
Wakeshma Township	5	2	3	10
Subtotal	1,143	1,267	543	2,953
Regular HHW Paying Customers	15	17	47	79
Electronics Paying Customers	32	6	22	60
Grand Total	1,190	1,290	612	3,092

2016 total participation increased 5% over 2015!

4TH QUARTER RECYCLING COST SHARE

BILLING PERIOD 10/01/16-12/31/16

CONTRACTOR DISPOSAL COSTS \$20,616.44

ELECTRONICS RECYCLING \$11,379.32

TOTAL BILLING \$31,995.76


MUNICIPALITY	HOUSEHOLD EQUIVALENTS	PERCENT	TOTAL COST
ALAMO TOWNSHIP	45	1.52	\$487.58
ALMENA TOWNSHIP	27	0.91	\$292.55
ANTWERP TOWNSHIP	46	1.56	\$498.41
AUGUSTA VILLAGE	3	0.10	\$32.51
BERRIEN COUNTY	4	0.14	\$43.34
BRADY TOWNSHIP	55	1.86	\$595.93
CHARLESTON TOWNSHIP	27	0.91	\$292.55
CLIMAX TOWNSHIP	23	0.78	\$249.21
CLIMAX VILLAGE	11	0.37	\$119.19
COMSTOCK TOWNSHIP	249	8.43	\$2,697.92
COOPER TOWNSHIP	143	4.84	\$1,549.41
KALAMAZOO CITY	557	18.86	\$6,035.10
KALAMAZOO TOWNSHIP	228	7.72	\$2,470.38
OSHTEMO TOWNSHIP	260	8.80	\$2,817.10
PARCHMENT CITY	26	0.88	\$281.71
PAVILION TOWNSHIP	87	2.95	\$942.65
PAW PAW TOWNSHIP	15	0.51	\$162.53
PORTAGE CITY	596	20.18	\$6,457.66
PRAIRIE RONDE TOWNSHIP	19	0.64	\$205.87
RICHLAND TOWNSHIP	156	5.28	\$1,690.26
RICHLAND VILLAGE	13	0.44	\$140.86
ROSS TOWNSHIP	79	2.68	\$855.97
SCHOOLCRAFT TOWNSHIP	54	1.83	\$585.09
SCHOOLCRAFT VILLAGE	8	0.27	\$86.68
TEXAS TOWNSHIP	193	6.54	\$2,091.16
VICKSBURG VILLAGE	19	0.64	\$205.87
WAKESHMA TOWNSHIP	10	0.34	\$108.35
TOTAL	2,953	100.00	\$31,995.76

*** THIS IS NOT A BILL - INVOICE WILL BE MAILED OUT AT A LATER DATE ***



4TH QUARTER COLLECTIONS 2016

NUMBER OF HOUSEHOLD EQUIVALENTS	2,953
NUMBER OF SMALL BUSINESS EQUIVALENTS	139



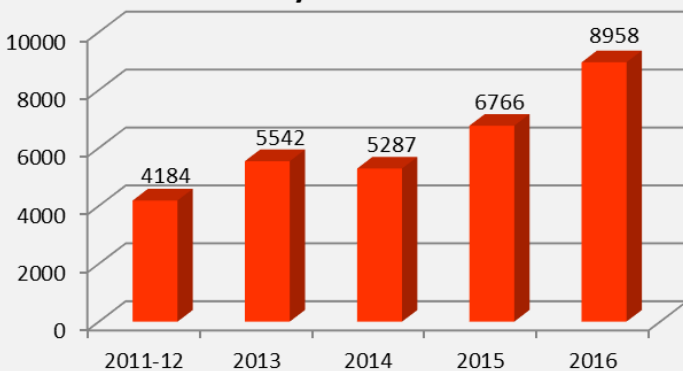
**New HHW Center Staff:
Tom Korinek**

Tom joined the HHW Center in November and was already very familiar with HHW operations. He recently retired from WMU where he was an Environmental Health Specialist. Tom's familiarity with chemicals and hazardous waste regulations has made for seamless training!

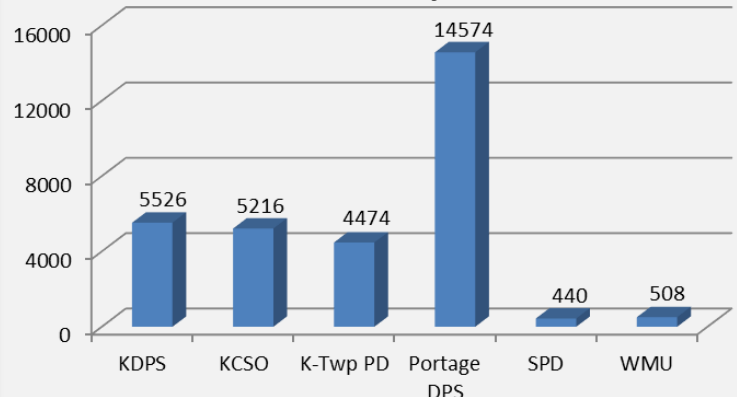
ITEM(S)	POUNDS
ELECTRONICS FROM HOMEOWNERS	109,303
ELECTRONICS FROM SMALL BUSINESSES	3,175
CHEMICAL WASTE FROM HOMEOWNERS *	32,168
CHEMICAL WASTE FROM SMALL BUSINESSES *	3,314
ANTIFREEZE	2,300
COPPER WIRE	775
FIRE EXTINGUISHERS	950
INK AND TONER CARTRIDGES	233
OIL FILTERS	560
PESTICIDES	4,368
RECHARGEABLE BATTERIES	6,205
SCRAP METAL	5,885
USED MOTOR OIL	21,680
TOTAL POUNDS COLLECTED	190,915

* acids, aerosols, ammunition, bases, batteries (alkaline & lithium), cleaners, flammable liquids, flares, fluorescent bulbs, mercury, oil based paint, organic peroxides, oxidizers, PCB ballasts, poisons/toxics, propane cylinders (1 lb only)

Yearly Totals in Pounds



Total Pounds by Location



The Red Med Box program started in 2011 and continues to grow. An astounding 30,737 pounds have been collected and destroyed. Many thanks and much appreciation goes to law enforcement personnel who take care of the boxes everyday in addition to all their other duties.